Brevard Family Partnership
A Community Based Care Agency
2301 W. Eau Gallie Blvd., Suite 104
Melbourne, FL 32935-3120
(321) 752-4650
www.BrevardFP.org

FY 17-18 Operations Data Supplement

July 26, 2018

Included:

1. DCF Contract Measures (monthly update)
2. System of Care Data (monthly update)

Kevin Maloney, Sr. Executive of Strategy & Performance

Brevard Family Partnership
A Community Based Care Agency
2301 W. Eau Gallie Blvd., Suite 104
Melbourne, FL 32935-3120
(321) 752-4650
www.BrevardFP.org

DCF Contract Measures for the Month June 2018														
#	Data Element	Target	Sep 17	Oct 17	Nov 17	Dec 17	Jan 18	Feb 18	Mar 18	April 18	May 18	June 18	Preferred Direction	6 Month Trend TARGET
M:01	Rate of abuse or neglect per 100,000 days in FC	≤8.5	10.16	8.08	7.79	7.78	7.83	7.21	9.76	10.54	12.52	14.12	↓	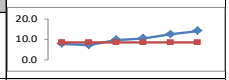
M:02	% of children who are not abused or neglected during in-home services	≥95%	95.2%	95.6%	95.9%	95.8%	96.7%	96.0%	97.1%	97.4%	97.1%	96.7%	↑	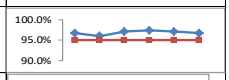
M:03	% of children who are not neglected or abused after receiving services	≥95%	90.6%	93.2%	92.6%	94.3%	94.2%	97.0%	96.0%	94.5%	93.5%	94.8%	↑	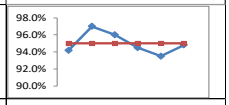
M:04	% of children under supervision who are seen every 30 days	≥99.5%	99.0%	99.1%	99.0%	99.6%	99.9%	99.8%	99.8%	99.6%	99.8%	99.6%	↑	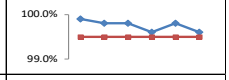
M:05	% of children exiting to a permanent home w/in 12 months of entering care	≥40.5%	52.5%	51.2%	48.2%	52.8%	58.8%	54.1%	57.3%	62.9%	61.6%	52.6%	↑	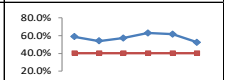
M:06	% of children exiting to a permanent home w/in 12 months for those in care 12 to 23 months	≥43.6%	54.4%	52.9%	57.1%	57.1%	55.0%	55.5%	56.2%	59.4%	58.0%	56.6%	↑	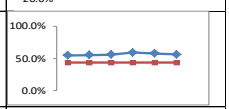
M:07	% of children who do not re-enter care w/in 12 months of moving to a permanent home	≥91.7%	81.2%	90.9%	91.6%	91.1%	90.0%	86.0%	86.5%	92.4%	93.6%	94.0%	↑	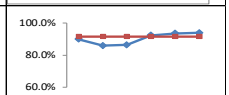
M:08	Placement moves per 1,000 days in Foster Care	≤4.12	3.16	2.90	3.01	2.87	2.66	3.35	3.64	3.41	3.19	3.16	↓	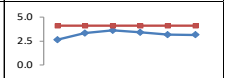
M:09	% of children in Foster Care who received a medical service in last 12 months	≥95%	95.6%	96.0%	97.5%	97.5%	96.8%	98.4%	97.6%	98.4%	98.2%	98.1%	↑	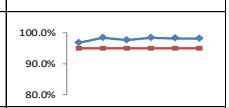
M:10	% of children in Foster Care who received a dental service in last 7 months	≥95%	95.2%	95.2%	96.7%	93.5%	90.7%	91.4%	89.4%	92.7%	94.2%	96.4%	↑	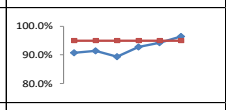
M:11	% of young adults exiting Foster Care at age 18 completed/are enrolled in secondary education, vocational education, and/or adult education	≥80%	78.5%	74.0%	70.3%	70.3%	96.5%	96.5%	92.8%	92.3%	88.4%	96.2%	↑	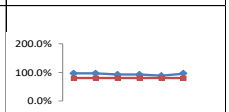
M:12	% of sibling groups where all siblings are placed together	≥60%	59.8%	55.2%	61.8%	61.6%	62.5%	59.8%	62.8%	62.1%	60.2%	56.3%	↑	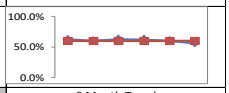
CMA Specific Contract Measures for the Month of June 2018														
#	Data Element	Target	Sep 17	Oct 17	Nov 17	Dec 17	Jan 18	Feb 18	Mar 18	April 18	May 18	June 18	Preferred Direction	6 Month Trend (Red is target)
10	Supervisor Reviews Completed Every 90 Days	99.0%	87.6%	86.7%	90.3%	95.2%	98.1%	76.9%	97.0%	95.6%	91.8%	98.5%	↑	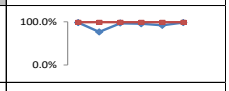
11	Mother Contacts Monthly When Reunification is the Goal	≥70%	60.6%	68.3%	75.1%	67.7%	65.5%	67.0%	70.3%	64.6%	57.8%	72.2%	↑	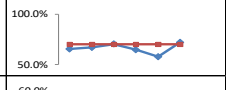
12	Father Contacts Monthly When Reunification is the Goal	≥50%	43.4%	51.4%	63.2%	53.0%	54.7%	49.5%	48.6%	40.6%	37.1%	47.7%	↑	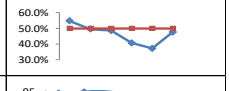
2	Number of children with finalized adoptions between July 1, 2017 And June 30, 2018	77	26	34	56	72	90	95	105	115	126	145	Set by Contract	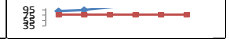

Brevard Family Partnership
A Community Based Care Agency
2301 W. Eau Gallie Blvd., Suite 104
Melbourne, FL 32935-3120
(321) 752-4650
www.BrevardFP.org

System of Care Data for June 2018											6 Month Trend
#	Data Element	Oct 17	Nov 17	Dec 17	Jan 18	Feb 18	Mar 18	April 18	May 18	June 18	
1	Number of Primary children	1271	1291	1249	1234	1251	1266	1263	1377	1225	
2	Number of Independent Living Young adults (EFC)	101	104	106	94	94	94	94	86	82	
3	Number of Children served through Family Support	563	598	643	624	640	589	403	386	375	
4	Number of Children served In Home	548	553	524	524	523	539	500	513	512	
5	Number of Children in Out of Home Care (OHC)	723	738	725	710	728	727	697	675	659	
6	Number of Children in OHC placed with a Relative	313	273	348	334	360	337	323	289	297	
7	Number of Children in OHC placed with a Non-relative	83	63	88	90	100	98	107	104	100	
8	Number of Children in OHC in Foster Homes	182	163	172	186	188	192	183	174	171	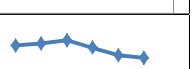
9	Number of Children in OHC in Facility / Group Care	40	39	43	31	38	35	34	31	32	
10	Percent of Children in Licensed Out of Home Care placed in Brevard County	88.9%	93.3%	90.2%	91.0%	91.2%	91.2%	91.9%	91.6%	90.0%	
11	Number of Children Entering Out of Home Care	60	63	35	60	46	30	24	40	36	
12	Number of Children Discharged from Out of Home Care (Reunif / Adoption / PG)	56	64	35	52	32	41	32	65	64	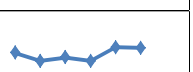
13	Number of Licensed Foster Homes in Brevard County	142	140	141	141	141	144	150	151	155	
14	Number of Licensed Foster Beds in Brevard County	293	296	289	290	287	286	292	298	306	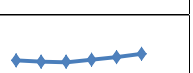
15	Number of New Foster Homes Licensed	10	14	18	20	24	28	36	40	43	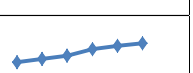
16	Licensed Out of Home Care Average Daily Expenditure Rate	$12,769.17	$ 12,815.74	$ 12,016.20	$ 12,477.24	$ 12,374.64	$12,305.01	$ 11,951.01	$ 11,913.72	$ 12,137.31